






Category Matching Pictures Worksheet for Kindergarten

Each row has two pictures. Draw an arrow from the small dashed circle next to the LEFT picture to the small dashed circle next to the RIGHT picture that belongs to the SAME group (animals, clothes, food, plants, ...).


1)





2)



3)



4)



5)

