
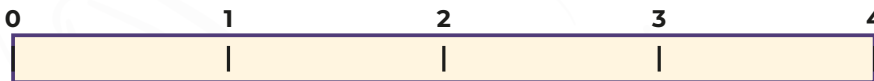

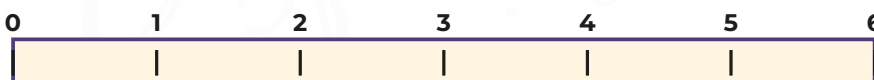



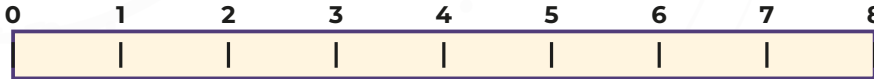




Compare Object Lengths Worksheet for First Grade



Look at each picture and the ruler below it. Write how many units long the picture is in the box.

1.  
units

2.  
units

3.  
units

4.  
units

5.  
units