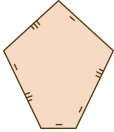

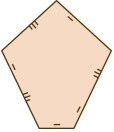

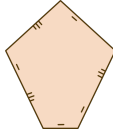

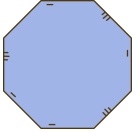
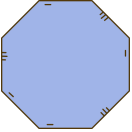
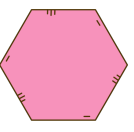
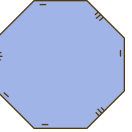
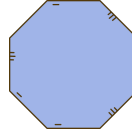




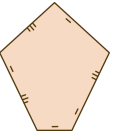
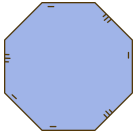

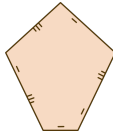



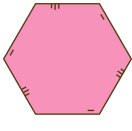
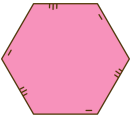


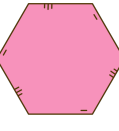

# Continue the Shape Pattern Worksheet for First Grade

Look at each pattern and draw the shape that comes next in the empty box.

1.      

2.      

3.      

4.      

5. 