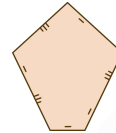
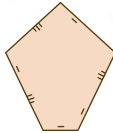
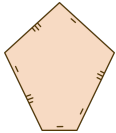




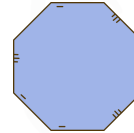
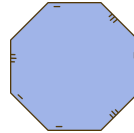

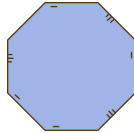
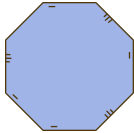
Continue the Shape Pattern Worksheet for First Grade

Look at each pattern and draw the shape that comes next in the empty box.

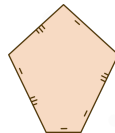
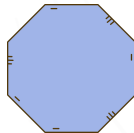
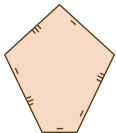
1.



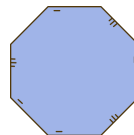
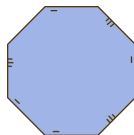
2.



3.



4.



5.

