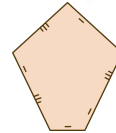
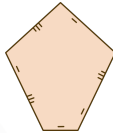
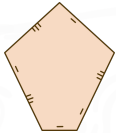




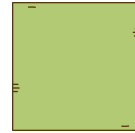

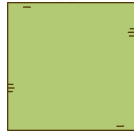
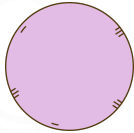
Continue the Shape Pattern Worksheet for Kindergarten

Look at each pattern and draw the shape that comes next in the empty box.

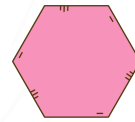
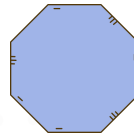
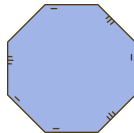
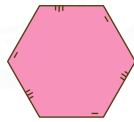
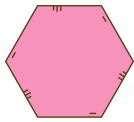
1.



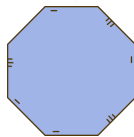
2.



3.



4.



5.

