



# Picture-to-Word Sight Word Writing Worksheet

Look at each picture and write its name on the line.

1)




-----

6)



-----

2)



-----

7)



-----

3)



-----

8)



-----

4)




-----

9)




-----

5)



-----

10)



-----