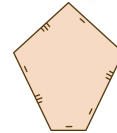
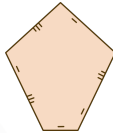
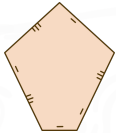




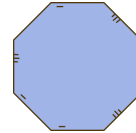
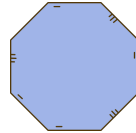
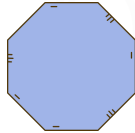
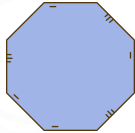
Shape Pattern Continue the Pattern Worksheet for Grade 1

Look at each pattern and draw the shape that comes next in the empty box.

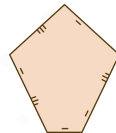
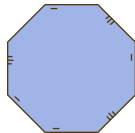
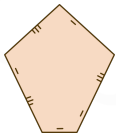
1.




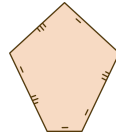

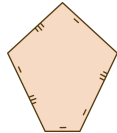
2.



3.



4.



5.

