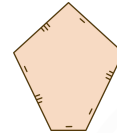
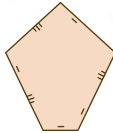
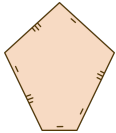




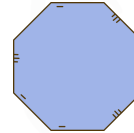
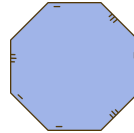
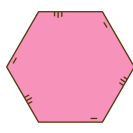
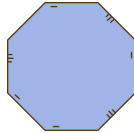
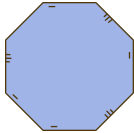
# Shape Pattern Continue the Pattern Worksheet for Kindergarten

Look at each pattern and draw the shape that comes next in the empty box.

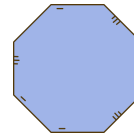
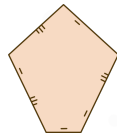
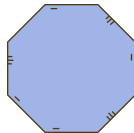
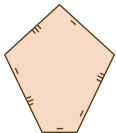
1.





2.



3.



4.



5.

