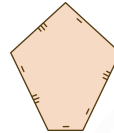
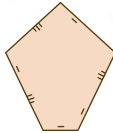
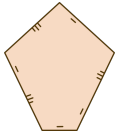




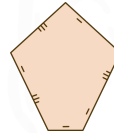
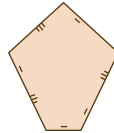
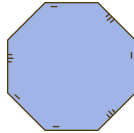
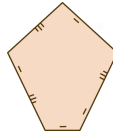
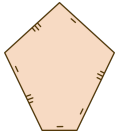
Shape Pattern Continue Worksheet for Kindergarten

Look at each pattern and draw the shape that comes next in the empty box.

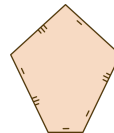
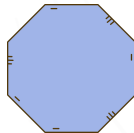
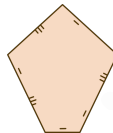

1.



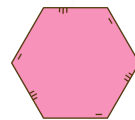
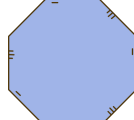
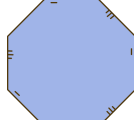
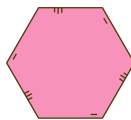
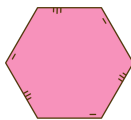
2.



3.



4.



5.

